

















CAD/CAM-MATRIX

When selecting, please note the type of anti-rotational mechanism and the diameter.

		ABUTMENTS	CAD/CAM Ti-Base, Ø3.0 0°/15°	CAD/CAM Ti-Base 0°/15°	CAD/CAM Ti-Base short	CAD/CAM Ti-Base slim	CAD/CAM Flex-Base 0°/15°	CAD/CAM Ti-Base for Cerec®	Direct Abutment	Direct Ti-Base	Milling Blank
SCAN-FACILITIES											
	Scan-Abutment		+	+							+
	Scan-Cap CAD/CAM Ti-Base	+	+		+						
	Scanbody Direct Abutment								+	+	
	Scan-Cap CAD/CAM FlexBase						+				
	Scanbody S for Bluecam							+			
	Scanbody S for Omnicam							+			